



Australian Government

Department of Communications and the Arts



National Relay Service

Quarterly Performance Report

Quarter 1, 2017–18

Disclaimer

The material in this report is of a general nature and should not be regarded as legal advice or relied on for assistance in any particular circumstance or emergency situation. In any important matter, you should seek appropriate independent professional advice in relation to your own circumstances.

The Commonwealth accepts no responsibility or liability for any damage, loss or expense incurred as a result of the reliance on information contained in this report.

This report has been prepared for consultation purposes only and does not indicate the Commonwealth's commitment to a particular course of action. Additionally, any third party views or recommendations included in this report do not reflect the views of the Commonwealth, or indicate its commitment to a particular course of action.

Copyright

© Commonwealth of Australia 2017



The material in this discussion paper is licensed under a Creative Commons Attribution—3.0 Australia license, with the exception of:

- the Commonwealth Coat of Arms
- this Department's logo
- any third party material
- any material protected by a trademark, and
- any images and/or photographs.

More information on this CC BY license is set out at the creative commons website:

www.creativecommons.org/licenses/by/3.0/au/. Enquiries about this license and any use of this discussion paper can be sent to: Consumer Safeguards Branch, Department of Communications and the Arts, GPO Box 2154, Canberra, ACT, 2601.

Attribution

Use of all or part of this report must include the following attribution:

© Commonwealth of Australia 2017

Using the Commonwealth Coat of Arms

The terms of use for the Coat of Arms are available from the It's an Honour website (see www.itsanhonour.gov.au and click 'Commonwealth Coat of Arms').

Contents

Background	4
Cost of delivering the NRS	4
Service level performance: relay service provider	4
Service level performance: outreach service provider	5
Successful inbound connections (by inbound service access type)	7
Outbound call minutes relayed (by inbound connection type).....	8
Calls to emergency services relayed through the NRS.....	9
Helpdesk enquiries	10

Background

The National Relay Service (NRS) providers are required to submit activity and performance data to the Department of Communications and the Arts (the Department) each quarter. These reports are used to review the performance of the NRS providers against agreed service levels as well as provide data and information about how the NRS has been used in the quarter.

The Department then reports on:

- the cost of delivering the NRS on a quarterly basis
- the performance of the NRS providers against agreed service levels, and
- information on how the NRS is used, including the number of successful inbound connections, the volume of outbound call minutes generated by each service access option, the number of calls to emergency services and the volume of different types of contact with the NRS helpdesk.

This quarterly report provides regular transparency of ongoing costs and the NRS providers' performance in delivering the NRS.

Cost of delivering the NRS

The annual cost of delivering the NRS varies, as the relay service component is affected by the number of call minutes relayed during the financial year. The cost of providing the NRS is funded from the telecommunications industry levy paid by eligible telecommunications carriers.

The cost (GST-inclusive) of providing the NRS in Quarter 1, 2017–18 is outlined in the table below:

Table 1. Cost of delivering the NRS

	Quarter 1	Quarter 2	Quarter 3	Quarter 4	Total YTD
Relay service	\$7,208,321.12				\$7,208,321.12
Outreach service	\$336,124.50				\$336,124.50
Total	\$7,544,445.62				\$7,544,445.62

Service level performance: relay service provider

The relay service provider's performance in 2017–18 is measured monthly against the following service levels:

- **Service level 1 (a):** at least 85 per cent of calls are answered by a call taker within five seconds of reaching the relevant answering point for the call.
- **Service level 1 (b):** at least 95 per cent of calls are answered by a call taker within 10 seconds of reaching the relevant answering point for the call.
- **Service level 2:** no more than two per cent of calls abandoned after leaving the Interactive Voice Response (IVR) or being presented to the call routing queue (monthly average).
- **Service level 3:** no less than 95 per cent raw accuracy of words (excluding video relay). Raw accuracy is measured through monthly staff assessments of relay officers.

The relay service provider's reported performance in quarter 1, 2017–18 against these service levels is outlined in the table below:

Table 2. Service level performance: relay service provider

	Jul-17	Aug-17	Sep-17	Oct-17	Nov-17	Dec-17	Jan-18	Feb-18	Mar-18	Apr-18	May-18	Jun-18
Service level 1(a)	96.07%	96.12%	94.62%									
Service level 1(b)	96.65%	96.7%	95.5%									
Service level 2	0.33%	0.37%	0.9%									
Service level 3	97.79%	97.19%	97.68%									

The relay service provider has reported fully meeting all service levels in quarter 1, 2017–18.

The Department considers the performance of the relay service provider to be consistent with its obligations under the Relay Services Agreement.

Service level performance: outreach service provider

The outreach service provider's performance in 2017–18 is measured monthly against the following service levels:

- **Service level 1:** the service contractor personnel must answer greater than 85 per cent of all telephone calls from helpdesk users during the hours of operation of the helpdesk within 90 seconds. Any call other than a call that is ended by the user hanging up within 5 seconds from the first ring tone of the call is included in measurement of compliance with this Service Level.
- **Service level 2:** the service contractor personnel must acknowledge greater than 85 per cent of all enquiries received through public NRS email addresses or forms from the NRS website or from helpdesk users within four hours where the enquiry is received before 2 pm (AEST) on a business day or otherwise by 12 noon (AEST) on the next business day.
- **Service level 3:** the service contractor personnel must resolve greater than 85 per cent of all enquiries received from helpdesk users by telephone (that are not able to be resolved while on the call), website or email, that it is able to resolve without input from the Commonwealth or the relay service provider or a third party within two business days.
- **Service level 4:** the service contractor personnel must resolve greater than 85 per cent of all complaints received during the month within the timeframes required under the agreement (including the complaint handling policy) for the type of complaint.

The outreach service provider's reported performance in quarter 1, 2017–18 against these service levels is outlined in the table below:

Table 4. Service level performance: outreach service provider

	Jul-17	Aug-17	Sep-17	Oct-17	Nov-17	Dec-17	Jan-18	Feb-18	Mar-18	Apr-18	May-18	Jun-18
Service level 1	99.78%	99.81%	100%									
Service level 2	100%	100%	100%									
Service level 3	97.93%	98.40%	97.12%									
Service level 4	95%	100%	100%									

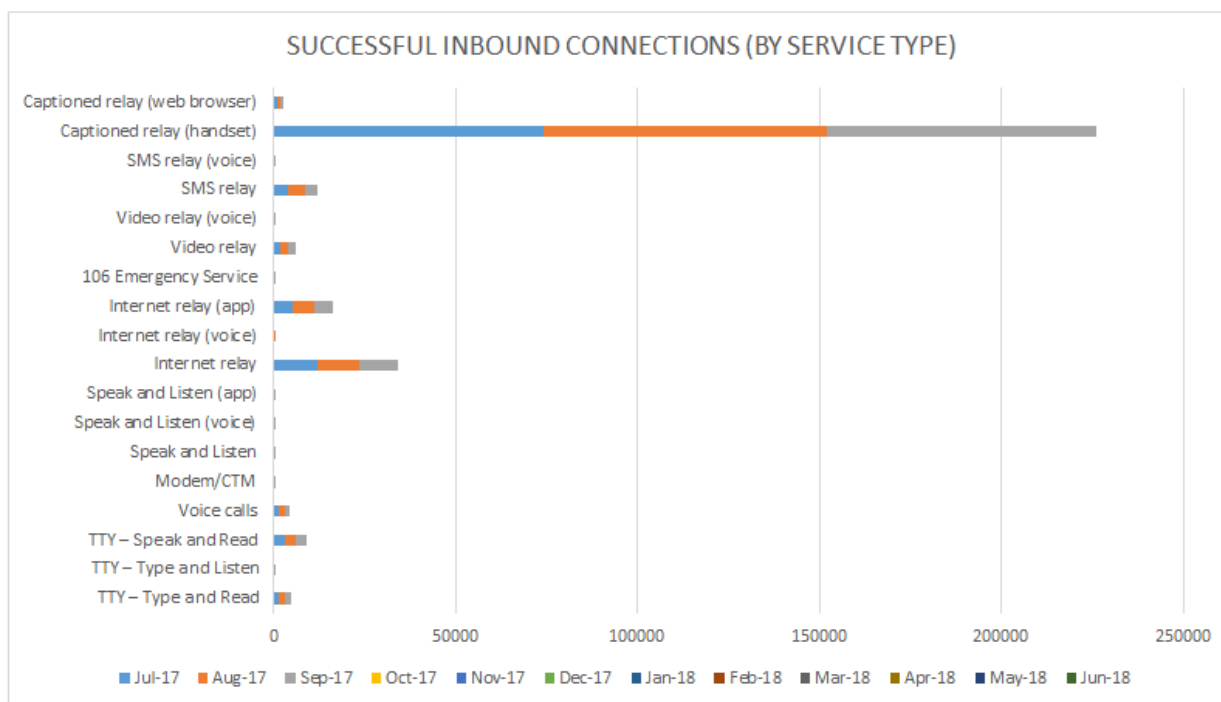
The outreach service provider has reported fully meeting all service levels in quarter 1, 2017–18.

The Department considers the performance of the outreach service provider to be consistent with its obligations in the Outreach Services Agreement.

Successful inbound connections (by inbound service access type)

Inbound connections are made by users of the relay service—either someone with a hearing and/or speech impairment or someone wishing to contact a person with such an impairment.

The graph below shows a month by month breakdown of the successful call connections for each NRS inbound service access type for quarter 1, 2017–18:

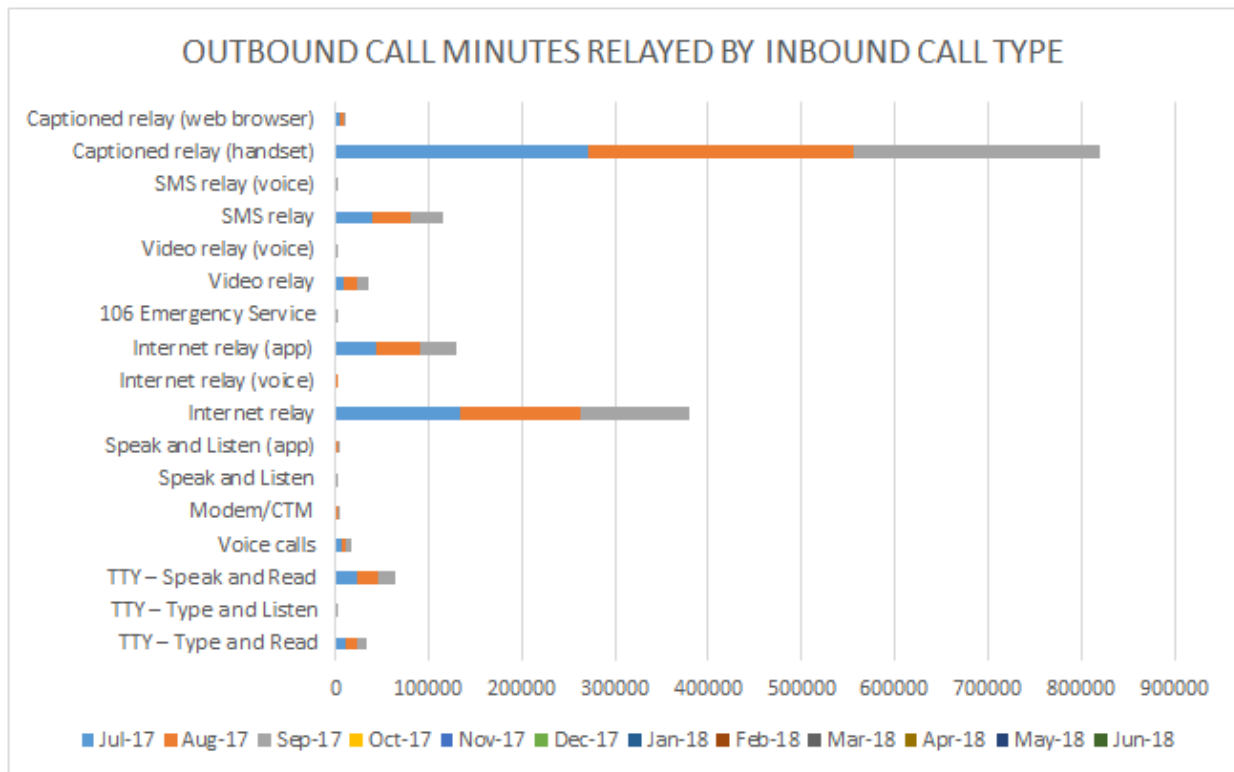


316,500 successful inbound connections were made to the NRS in quarter 1, 2017–18. This is a similar figure to the previous quarter (quarter 4, 2016–17), where 308,333 successful inbound connections were made.

The captioned relay service continued to increase this quarter. 228,604 successful inbound connections were made, a 3% increase from quarter 4, 2016–17. Over two-thirds of all successful connections to the NRS in quarter 1, 2017–18 were made by captioned relay handset users.

Outbound call minutes relayed (by inbound connection type)

The following graph shows a breakdown of the outbound call minutes for each inbound connection type for quarter 1, 2017–18:

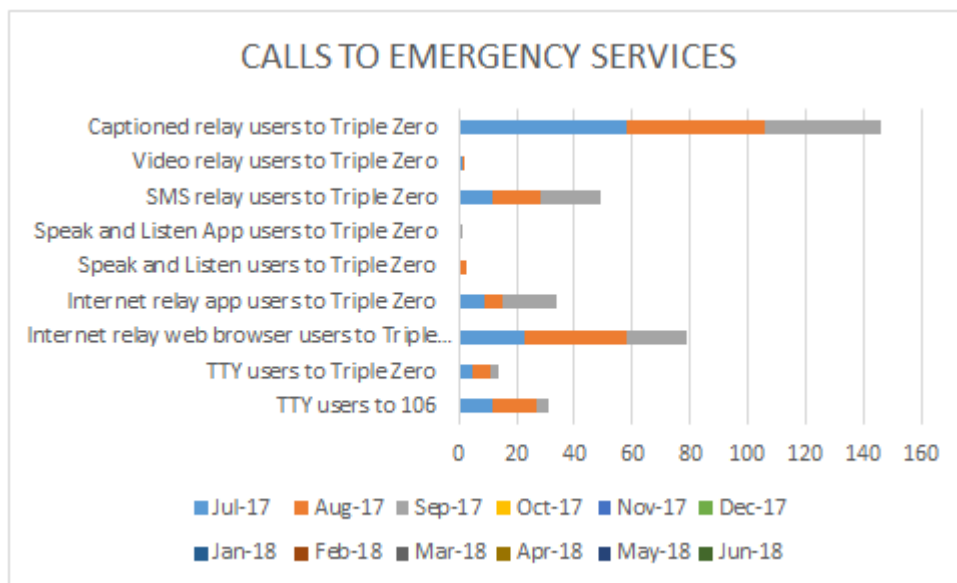


1,624,447 call minutes were relayed in quarter 1, 2017–18 which is an increase of 48,555 call minutes from the previous quarter (quarter 4 2016–17) where 1,575,892 call minutes were relayed.

Calls to emergency services relayed through the NRS

All NRS calls (except for the video relay service, which has limited operating hours) requesting emergency services are given priority access to a relay officer within the relay service provider’s internal system, before being connected to either a Triple Zero operator or directly to the appropriate emergency service organisation for TTY 106 text emergency calls.

The chart below illustrates the ways in which NRS users accessed emergency services in quarter 1, 2017–18:

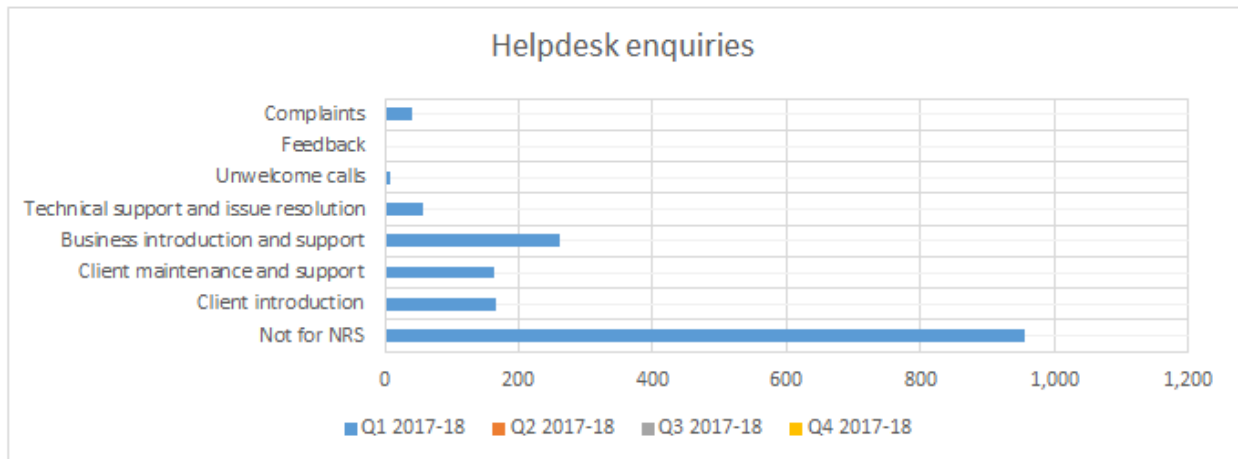


359 calls to emergency services were relayed in quarter 1, 2017–18. This is a 23% increase in calls compared to the previous quarter (quarter 4, 2016–17), however is a similar amount of calls to quarter 1, 2016–17 (356 relayed calls to emergency services).

Helpdesk enquiries

The outreach service provider provides a helpdesk support function and handles complaints and feedback about the service.

The graph below illustrates a breakdown of the types of helpdesk enquiries received in quarter 1, 2017–18:



There were 1,653 helpdesk enquiries for quarter 1, 2017–18, down from 1,718 in quarter 4, 2016–17. Helpdesk activity for quarter 1, 2017–18 remained largely unchanged compared to previous quarters with the exception of ‘client maintenance and support’ enquiries which saw a decrease of 188 enquires when compared to the previous quarter (quarter 4 , 2016–17).

‘Not for us’ calls (955), business introduction and support (261), client introductions (165) and client maintenance and support (164) remained the primary functions undertaken by the helpdesk this quarter.